

**Subject:**                    **Securing of L'Hotellier quick release attachments**  
**A. Installation of WEDEKIND - SICHERUNG**  
**B. Installation of Securing Socket S26**

**Concerned:**

ASTIR CS	S/N 1001 - 1536
ASTIR CS 77	S/N 1601 - 1844
ASTIR CS Jeans	S/N 2001 - 2248
TWIN ASTIR	S/N 3000 - 3291
TWIN ASTIR TRAINER	S/N 3088 - 3291 (with suffix "T")

**Urgency:**                    optional (alternative to securings according to German LTA (AD) 93-001)

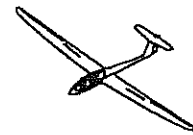
**Procedure:**                Based on German LTA (AD) 93-001, dated 03.03.1993, a securing for all L'Hotellier quick release attachments, installed in sailplanes and motorgliders, is mandatory and different LBA approved methods are offered. Due to the fact, that the method of securing (safety pin), which was used mainly in the past, may not be suitable to all types of sailplanes or the installation may be complicated, the optional installation of the **WEDEKIND - SICHERUNG** (LBA approved, 18.05.93, refer to appendix) or of the **Securing Socket S26** into the above listed GROB sailplanes is offered.

**Actions:**                    **A. WEDEKIND - SICHERUNGEN are suitable to the following control rods:**

- aileron connectors
- airbrake connectors
- elevator control rod III

#### CAUTIONS

1. The installation of the securing, the mainenance and the inspections have to be performed according to WEDEKIND - SICHERUNG (refer to appendix). It is urgently recommended, to check prior to installation, whether the WEDEKIND - SICHERUNG can be installed without any problem (e.g. the L'Hotellier quick release attachment may screwed out so far that the securing socket does not cover the lock plate sufficiently). If any problem arises, the sailplane manufacturer has to be contacted immediately.
2. It is essential, to measure and note the length of the control rods prior to installation of the securing. For removal of the elevator control rod III, it is necessary, to remove the rudder. After installation the control surface deflections have to be checked or adjusted according to the relevant Flight and Maintenance Manual. A functional check of all controls and of the airbrake control system has to be performed.
3. It is very important, that the securing socket covers the lock plate of the L'Hotellier quick release attachment for a **minimum of 3 mm**.
4. To guarantee a proper function of the WEDEKIND - SICHERUNG, also a correct maintenance of the L'Hotellier quick release attachments is required ("Instructions for the Maintenance L'Hotellier Ball and Swifel Joints", see appendix).
5. The green securing of bushing no. 4, mentioned in "Montagehinweise" is not strongly mandatory.



**B. Securing sockets S26 are suitable to the following control rods:**

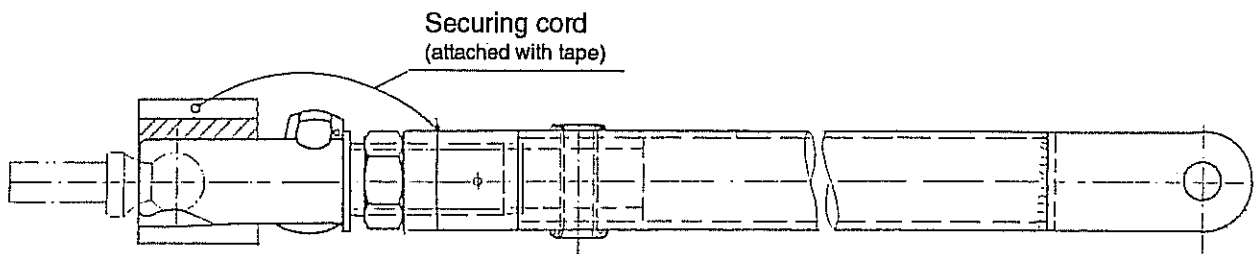
- aileron connectors
- airbrake connectors

**NOTE**

The securing sockets S26 can only be installed to straight L Hotellier quick release attachments.

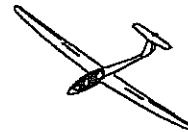
The securing sockets S26 have to be installed as follows:

- the securing sockets can be installed without removal and disassembly of the control rods
- push securing socket onto the quick release attachment and attach it to the rod using a cord
- for installation (or removal) during rigging (or de-rigging) the socket has to be turned as far as the mounting opening of the ball is free
- after installation the socket has to be turned as far as the mounting opening is completely closed
- the **securing sockets S26** have to be checked for a sufficient jam efficiency or have to be exchanged during each annual inspection. Until revision of the relevant Maintenance Manuals, this inspection item has to be included hand-written.




**WARNING**

**Pay attention for the correct locking of the quick release attachment, i.e. the hole in the lock plate must be visible!**



- Material:** Securings can be ordered from GROB at the following conditions:
- WEDEKIND - SICHERUNG: DM 25,00
  - Securing Socket S26: DM 9,50
- The above prices relate to each securing and include VAT. The shipping costs are extra.
- Weight and Balance:** negligible
- Remarks:**
1. The installation of the securings can be performed by a competent person and has to be certified in the log book by an authorized inspector.
  2. If you have sold your sailplane in the meantime, would you kindly pass this information on to the new owner and forward his name and address and aircraft S/N to us.

Mattsies, 01 July 1994



Dipl.-Ing. J. Altmann  
(Airworthiness Engineer  
Certification Staff)

**LBA approved:**

This Service Bulletin is originally written in German and approved by the German LBA on the ... ~~August~~ 1994 and is signed by Mr. U. Kopp. 22.09.94  
The translation has been accomplished to the best of our knowledge and judgement. In case of doubt, the German original is authoritative.